

Scaled data based on original data using
LM-79-08 Approved Method: Electrical and Photometric Measurements of Solid-
State Lighting Products

Test Report Prepared for
Cooper Lighting Solutions
(formerly Eaton)

Brand: McGRAW-EDISON

Report Number: P595078

Luminaire Tested: **IST-PA1B-760-U-T3**

Issue Date: 3/22/2022

Test Information

Test Method: LM-79-08
Report Number: P595078
TEST IS SCALED FROM IESNA LM-79-08 TEST DATA (G1-2201-510-10)
Test Lab: INNOVATION CENTER
Issue Date: 3/22/2022
Manufacturer: COOPER LIGHTING SOLUTIONS (FORMERLY EATON)
Product Line: McGRAW-EDISON
Catalog Number: IST-PA1B-760-U-T3
Description: IMPACT ELITE LED TRAPEZOID LUMINAIRE
(1) 70 CRI, 5700K, 450mA LIGHT ENGINE WITH 24 LEDS AND TYPE III OPTICS
Light Source: -
Ballast/Driver: ELECTRONIC DRIVER

Summary

Lumens per Lamp: N/A
Luminaire Lumens: 5117 lumens
Efficiency: N/A
Efficacy: 140.6 lumens/watt
Luminous Opening: Rectangular (W 0.75' x L: 0.5' x H: 0')
IES Classification: Type IV - Medium
BUG Rating: B1 - U0 - G2

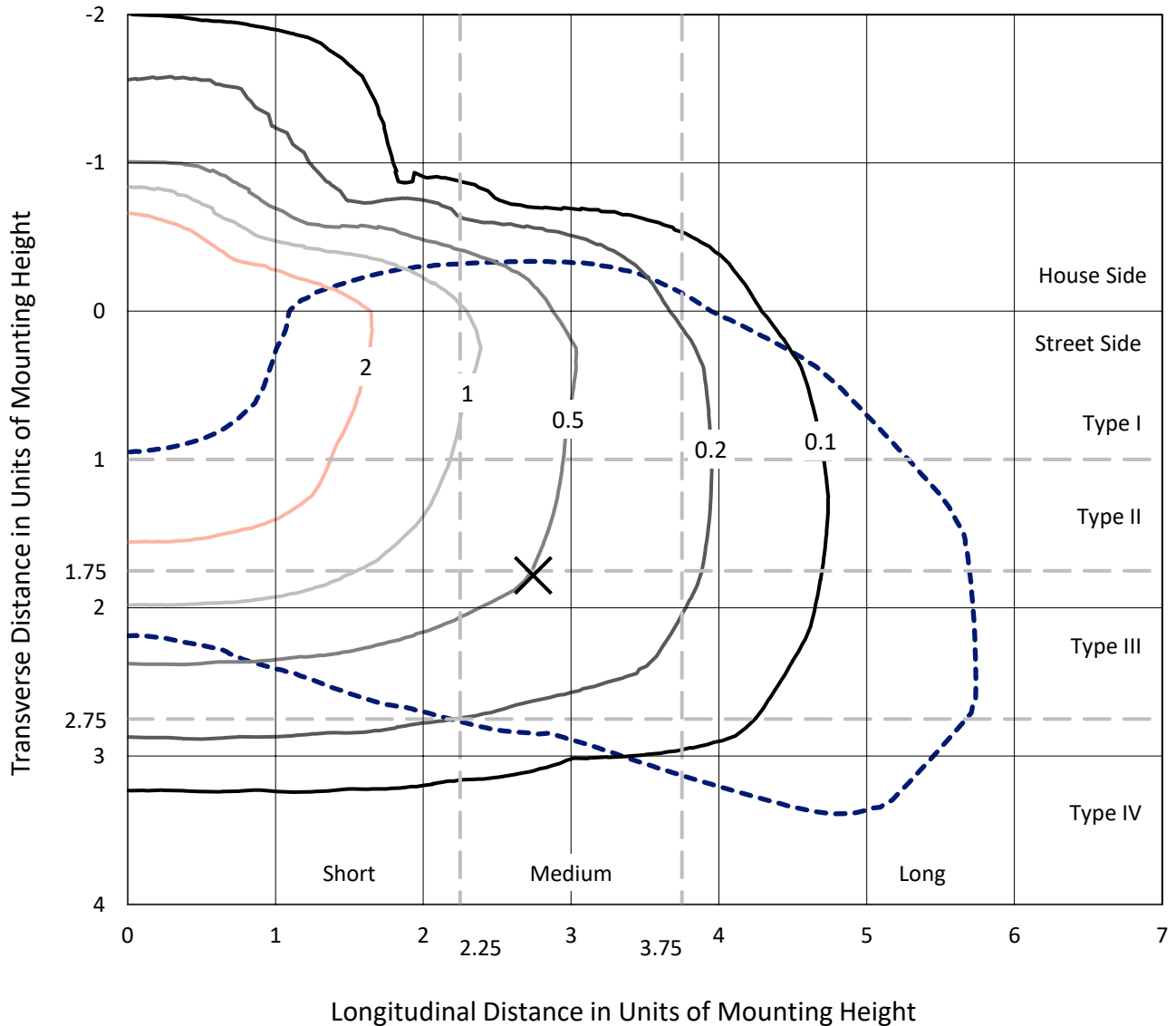
Input Watts (W): 36.4
Input Voltage (V): NR
Input Current (Ain): NR
Voltage Rise (V): NR
Power Factor: NR
Total Harmonic Distortion (THDi): NR
Frequency (hertz): 60
Stabilization Time: NR
Operation Time: NR
Ambient Temperature (°C): NR
Test Distance: 28.75 FT



REPORT NUMBER: P595078
 CATALOG NUMBER: IST-PA1B-760-U-T3

Iso-Footcandle Lines of Horizontal Illumination

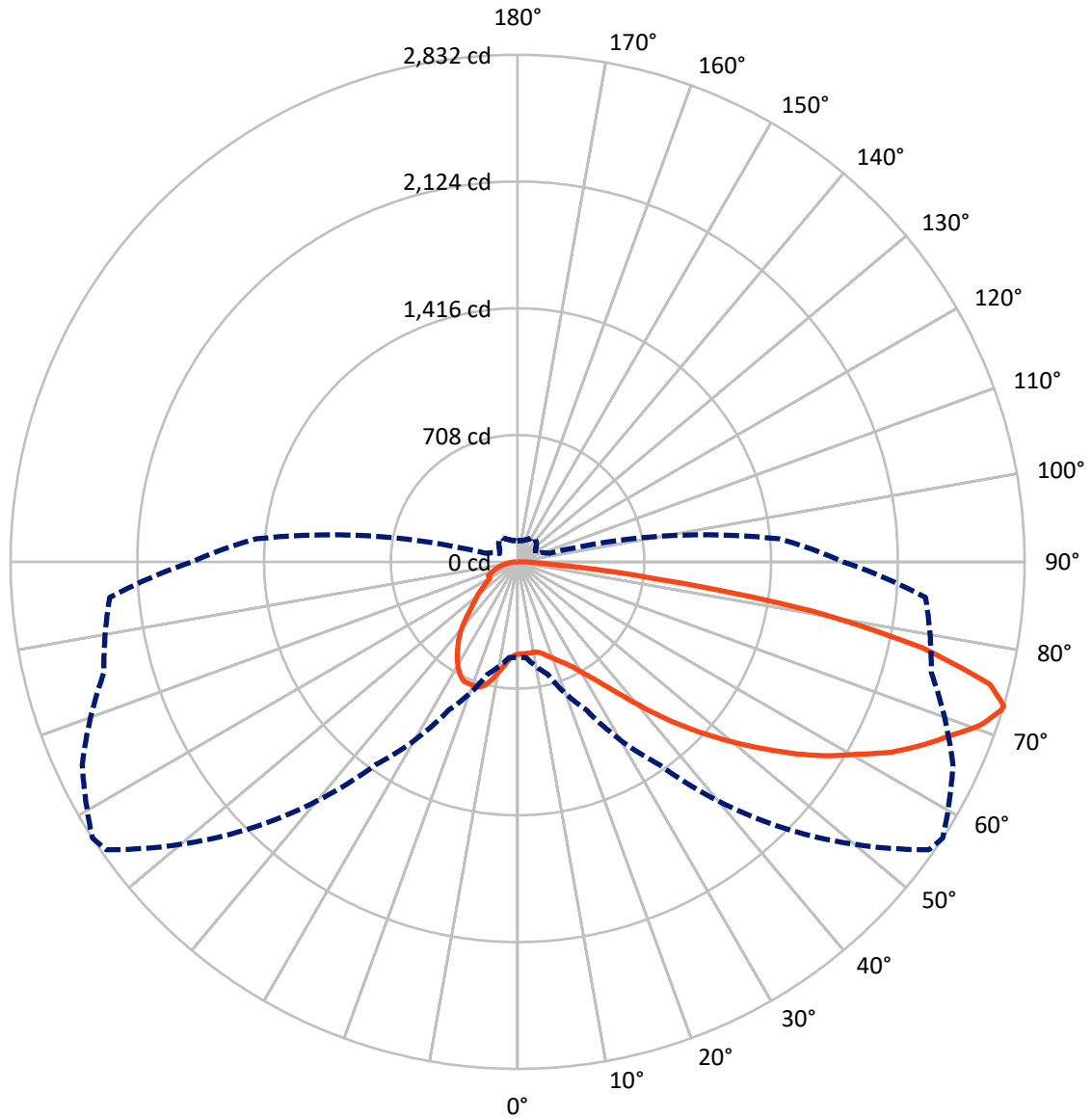
× Max cd
 - - - 1/2 Max cd



Based on 12 foot mounting height. Maximum calculated value = 4.4 fc
 Type IV - Medium - N/A

REPORT NUMBER: P595078
CATALOG NUMBER: IST-PA1B-760-U-T3

Luminous Intensity Polar Plot



— Vertical Plane Through 57-Deg Lateral - - - Horizontal Cone Through 73-Deg Vertical

REPORT NUMBER: P595078
 CATALOG NUMBER: IST-PA1B-760-U-T3

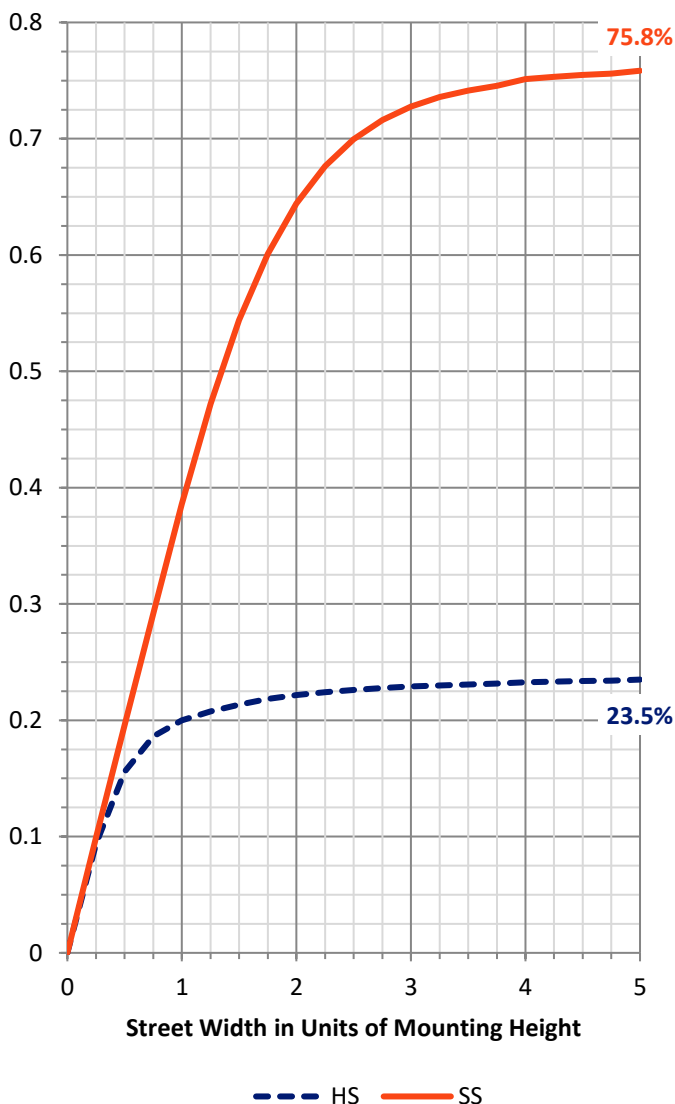
FLUX DISTRIBUTION:

		Downward	Upward	Total
House Side	Lumens	1220.7	0.0	1220.7
	% Fixture	23.9	0.0	23.9
Street Side	Lumens	3896.3	0.0	3896.3
	% Fixture	76.1	0.0	76.1
Total	Lumens	5117.0	0.0	5117.0
	% Fixture	100.0	0.0	100.0

ZONAL LUMENS:

Zone	Lumens	% Fixture
0°-10°	51.4	1.0
10°-20°	169.3	3.3
20°-30°	312.5	6.1
30°-40°	482.6	9.4
40°-50°	726.4	14.2
50°-60°	1063.1	20.8
60°-70°	1255.4	24.5
70°-80°	898.8	17.6
80°-90°	157.5	3.1
90°-100°	0.0	0.0
100°-110°	0.0	0.0
110°-120°	0.0	0.0
120°-130°	0.0	0.0
130°-140°	0.0	0.0
140°-150°	0.0	0.0
150°-160°	0.0	0.0
160°-170°	0.0	0.0
170°-180°	0.0	0.0
0°-90°	5117.0	100.0
0°-180°	5117.0	100.0

Coefficient of Utilization

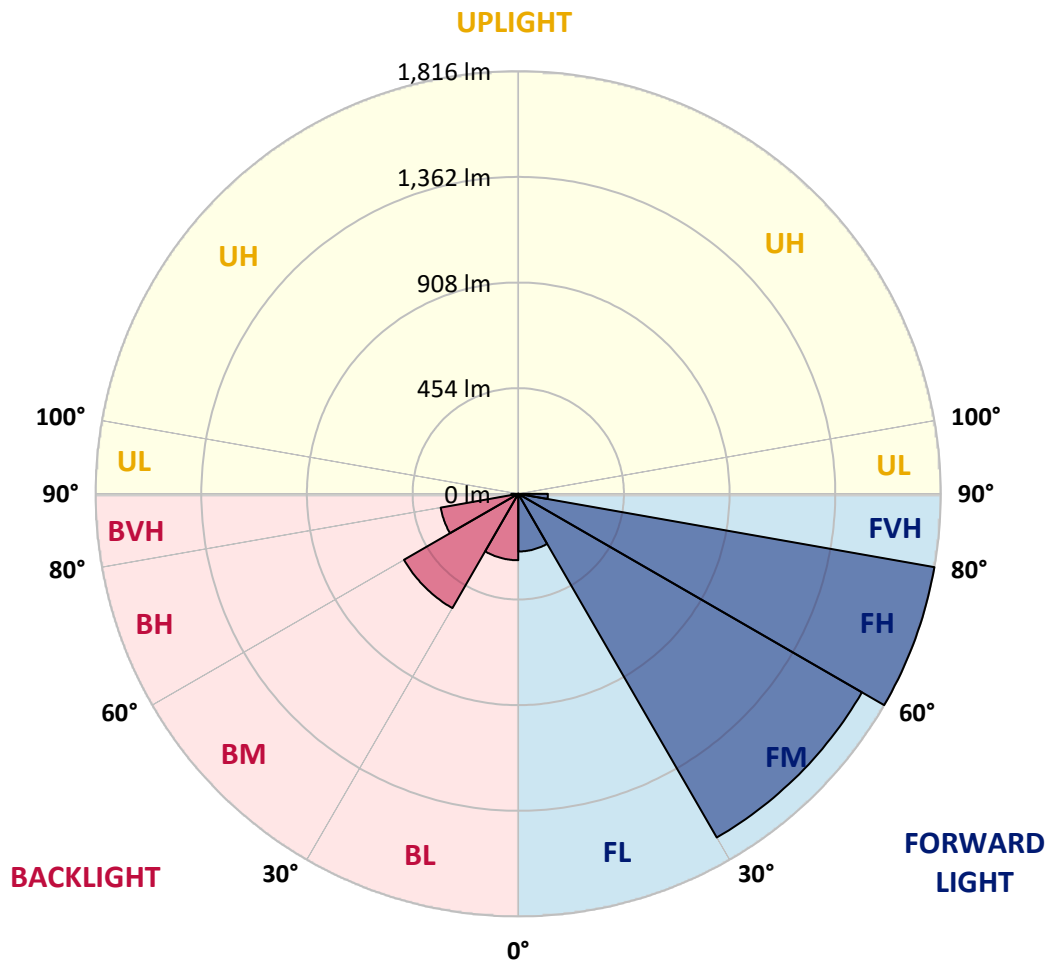


REPORT NUMBER: P595078
 CATALOG NUMBER: IST-PA1B-760-U-T3

LUMINAIRE CLASSIFICATION SYSTEM LUMEN TABLE AND BUG RATING:

Zone	Lumens	% Fixture	Zone Rating/Lumen Limit		
			B	U	G
FL (0°-30°)	247.9	4.8			
FM (30°-60°)	1705.1	33.3			
FH (60°-80°)	1815.8	35.5			G2/5000
FVH (80°-90°)	127.4	2.5			G2/225
BL (0°-30°)	285.3	5.6	B1/500		
BM (30°-60°)	566.9	11.1	B1/1000		
BH (60°-80°)	338.5	6.6	B1/500		G1/500
BVH (80°-90°)	30.1	0.6			G1/100
UL (90°-100°)	0.0	0.0		U0/0	
UH (100°-180°)	0.0	0.0		U0/0	

BUG Rating: B1-U0-G2
 Type IV Medium





REPORT NUMBER: P595078

CATALOG NUMBER: IST-PA1B-760-U-T3

CANDELA DISTRIBUTION (FULL):

	0°	5°	15°	25°	35°	45°	55°	57°	65°	75°	85°
0°	515.5	515.5	515.5	515.5	515.5	515.5	515.5	515.5	515.5	515.5	515.5
2.5°	509.3	511.8	510.5	511.8	515.5	513.0	513.0	514.3	515.5	514.3	516.8
5°	487.9	489.2	491.7	496.7	505.5	508.0	514.3	514.3	516.8	519.3	523.1
7.5°	452.8	455.3	460.3	465.4	480.4	495.5	511.8	514.3	523.1	529.3	531.8
10°	446.6	449.1	450.3	457.8	472.9	487.9	508.0	513.0	529.3	539.4	550.7
12.5°	440.3	442.8	446.6	456.6	475.4	491.7	513.0	518.0	538.1	558.2	572.0
15°	445.3	446.6	450.3	460.3	479.2	501.7	529.3	533.1	555.7	580.8	602.1
17.5°	457.8	459.1	457.8	466.6	484.2	510.5	548.2	554.4	582.0	607.1	628.4
20°	486.7	487.9	482.9	482.9	495.5	521.8	568.2	577.0	610.9	638.5	659.8
22.5°	549.4	546.9	534.4	518.0	518.0	539.4	590.8	603.3	646.0	668.6	687.4
25°	638.5	638.5	618.4	588.3	568.2	565.7	617.1	630.9	681.1	708.7	720.0
27.5°	746.3	747.6	715.0	674.8	636.0	617.1	654.8	668.6	725.0	753.9	757.6
30°	841.7	842.9	810.3	772.7	725.0	683.6	704.9	720.0	785.2	807.8	795.3
32.5°	937.0	938.3	915.7	864.3	814.1	762.6	768.9	777.7	844.2	865.5	845.4
35°	1019.8	1023.6	1001.0	962.1	909.4	863.0	851.7	853.0	913.2	927.0	900.6
37.5°	1103.8	1103.8	1090.0	1053.7	1008.5	957.1	942.0	945.8	999.7	1013.5	975.9
40°	1210.5	1215.5	1207.9	1162.8	1111.4	1068.7	1053.7	1058.7	1117.6	1110.1	1070.0
42.5°	1339.7	1350.9	1338.4	1289.5	1234.3	1186.6	1186.6	1186.6	1236.8	1238.0	1177.8
45°	1505.2	1505.2	1492.7	1450.0	1377.3	1329.6	1313.3	1317.1	1361.0	1366.0	1295.7
47.5°	1643.2	1655.7	1642.0	1610.6	1552.9	1507.7	1456.3	1450.0	1486.4	1486.4	1426.2
50°	1754.8	1777.4	1766.1	1779.9	1738.5	1716.0	1610.6	1593.0	1605.6	1618.1	1551.6
52.5°	1847.7	1865.2	1861.5	1901.6	1921.7	1934.2	1767.4	1739.8	1749.8	1748.6	1688.4
55°	1853.9	1860.2	1916.7	2007.0	2086.0	2144.9	1925.4	1895.3	1885.3	1880.3	1833.9
57.5°	1817.6	1821.3	1934.2	2040.8	2212.7	2280.4	2074.7	2044.6	2030.8	2013.2	1994.4
60°	1729.8	1748.6	1896.6	2060.9	2287.9	2385.8	2213.9	2182.6	2172.5	2134.9	2177.6
62.5°	1618.1	1626.9	1774.9	2019.5	2298.0	2430.9	2360.7	2341.9	2310.5	2256.6	2340.6
65°	1460.1	1458.8	1589.3	1897.8	2246.5	2453.5	2484.9	2474.8	2436.0	2343.1	2486.1
67.5°	1199.2	1228.0	1356.0	1682.1	2122.4	2476.1	2611.6	2599.0	2537.6	2420.9	2555.1
70°	914.4	932.0	1077.5	1358.5	1875.3	2414.6	2735.7	2739.5	2627.9	2437.2	2525.0
72.5°	583.3	613.4	728.8	989.7	1501.5	2186.3	2809.8	2827.3	2678.0	2414.6	2338.1
73°	534.4	536.9	649.8	915.7	1384.8	2104.8	2804.7	2832.3	2683.1	2392.1	2286.7
75°	318.6	332.4	400.1	608.4	988.4	1690.9	2669.3	2724.5	2656.7	2291.7	2004.5
77.5°	149.3	159.3	196.9	321.1	538.1	1017.3	2244.0	2309.3	2354.4	2005.7	1527.8
80°	79.0	80.3	96.6	161.8	288.5	419.0	1564.2	1672.1	1736.0	1510.2	1027.3
82.5°	66.5	66.5	75.3	104.1	184.4	163.1	644.7	767.7	940.8	743.8	403.9
85°	53.9	55.2	75.3	77.8	131.7	84.0	154.3	193.2	365.0	328.6	45.2
87.5°	17.6	20.1	42.6	55.2	70.2	32.6	38.9	42.6	42.6	62.7	15.1
90°	0.0	0.0	0.0	0.0	0.0	0.0	0.0	0.0	0.0	0.0	0.0



REPORT NUMBER: P595078
 CATALOG NUMBER: IST-PA1B-760-U-T3

CANDELA DISTRIBUTION (continued):

	90°	95°	105°	115°	125°	135°	145°	155°	165°	175°	180°
0°	515.5	515.5	515.5	515.5	515.5	515.5	515.5	515.5	515.5	515.5	515.5
2.5°	518.0	518.0	519.3	520.6	523.1	523.1	525.6	526.8	529.3	530.6	526.8
5°	523.1	525.6	528.1	535.6	544.4	551.9	559.4	565.7	572.0	575.7	574.5
7.5°	536.9	540.6	550.7	564.5	582.0	593.3	604.6	615.9	620.9	623.4	623.4
10°	555.7	563.2	582.0	604.6	624.7	642.2	651.0	658.5	661.0	663.6	661.0
12.5°	582.0	592.1	620.9	649.8	672.3	681.1	679.9	669.8	656.0	653.5	651.0
15°	615.9	628.4	661.0	694.9	712.5	701.2	672.3	662.3	659.8	667.3	664.8
17.5°	644.7	659.8	699.9	735.1	731.3	692.4	683.6	688.6	686.1	687.4	687.4
20°	672.3	693.7	736.3	760.1	727.5	702.4	694.9	688.6	681.1	683.6	681.1
22.5°	707.5	722.5	771.4	772.7	722.5	702.4	686.1	673.6	671.1	672.3	673.6
25°	735.1	758.9	801.5	763.9	722.5	682.4	659.8	657.3	658.5	666.1	663.6
27.5°	772.7	796.5	825.4	758.9	692.4	649.8	641.0	639.7	630.9	633.4	633.4
30°	807.8	836.7	837.9	758.9	654.8	622.2	609.6	587.0	568.2	572.0	570.7
32.5°	855.5	880.6	840.4	728.8	612.1	585.8	551.9	516.8	508.0	513.0	514.3
35°	910.7	930.7	842.9	678.6	569.5	534.4	472.9	452.8	451.6	455.3	459.1
37.5°	983.4	994.7	861.7	620.9	528.1	454.1	406.4	401.4	390.1	382.6	383.8
40°	1072.5	1058.7	898.1	569.5	479.2	381.3	361.3	347.5	326.1	304.8	308.6
42.5°	1171.6	1132.7	909.4	528.1	412.7	336.2	317.4	296.0	269.7	247.1	245.9
45°	1278.2	1215.5	899.4	495.5	346.2	302.3	282.2	257.1	225.8	207.0	207.0
47.5°	1404.9	1294.5	868.0	469.1	299.8	272.2	247.1	222.0	200.7	183.1	183.1
50°	1544.1	1386.1	845.4	422.7	267.2	243.3	218.3	198.2	181.9	168.1	168.1
52.5°	1690.9	1472.6	826.6	355.0	238.3	217.0	199.4	183.1	169.3	151.8	149.3
55°	1840.1	1555.4	835.4	289.8	212.0	198.2	186.9	170.6	165.6	161.8	159.3
57.5°	1995.7	1645.7	856.7	237.1	189.4	188.2	183.1	194.4	205.7	198.2	194.4
60°	2117.4	1716.0	859.2	199.4	175.6	198.2	223.3	227.0	196.9	179.4	178.1
62.5°	2213.9	1782.4	800.3	173.1	179.4	233.3	238.3	200.7	170.6	163.1	163.1
65°	2264.1	1806.3	643.5	158.0	186.9	223.3	215.7	180.6	159.3	158.0	158.0
67.5°	2239.0	1787.5	450.3	141.7	165.6	193.2	193.2	165.6	146.8	153.0	150.5
70°	2118.6	1694.6	297.3	127.9	145.5	174.4	179.4	154.3	136.7	140.5	136.7
72.5°	1867.7	1529.1	195.7	112.9	125.4	154.3	166.8	141.7	125.4	124.2	120.4
73°	1818.8	1466.3	184.4	110.4	121.7	149.3	163.1	139.2	122.9	119.2	116.7
75°	1542.9	1223.0	139.2	99.1	107.9	134.2	151.8	130.5	112.9	107.9	105.4
77.5°	1123.9	847.9	104.1	84.0	90.3	116.7	134.2	119.2	100.3	94.1	92.8
80°	701.2	461.6	77.8	67.7	71.5	97.8	117.9	106.6	86.6	79.0	77.8
82.5°	274.7	150.5	53.9	50.2	52.7	74.0	99.1	92.8	72.8	66.5	62.7
85°	45.2	51.4	35.1	33.9	33.9	52.7	75.3	71.5	48.9	42.6	37.6
87.5°	12.5	23.8	13.8	12.5	12.5	22.6	41.4	32.6	20.1	16.3	15.1
90°	0.0	0.0	0.0	0.0	0.0	0.0	0.0	0.0	0.0	0.0	0.0

(END OF REPORT)